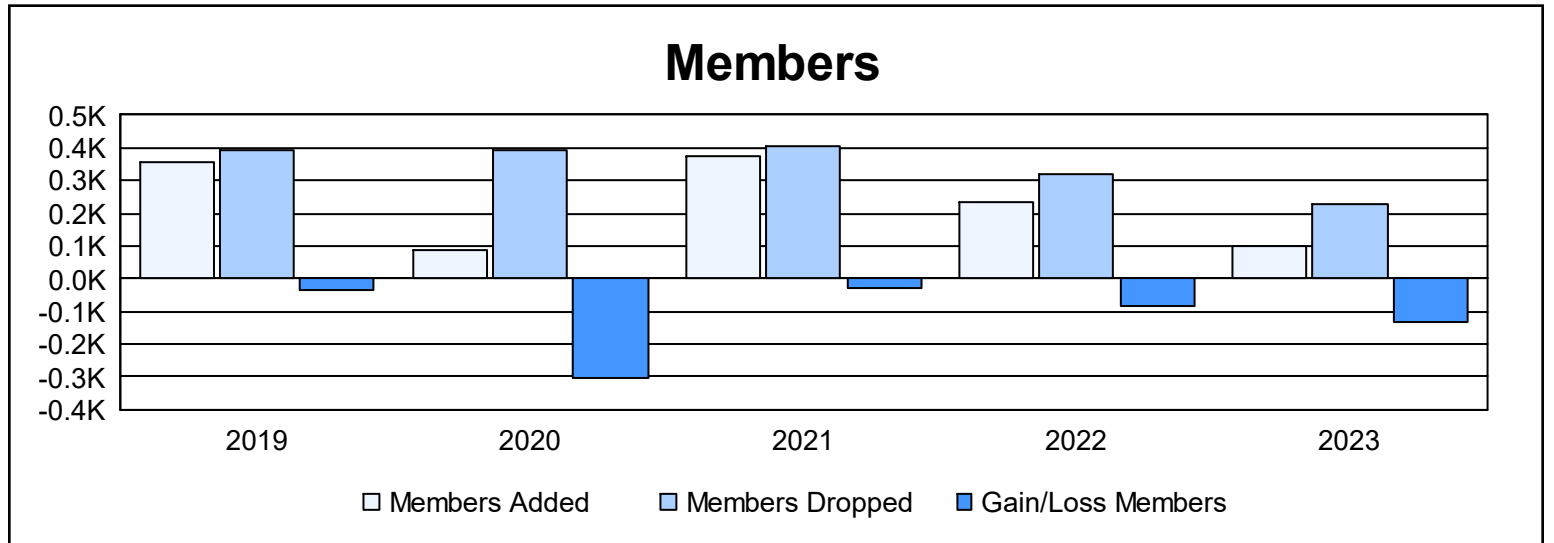
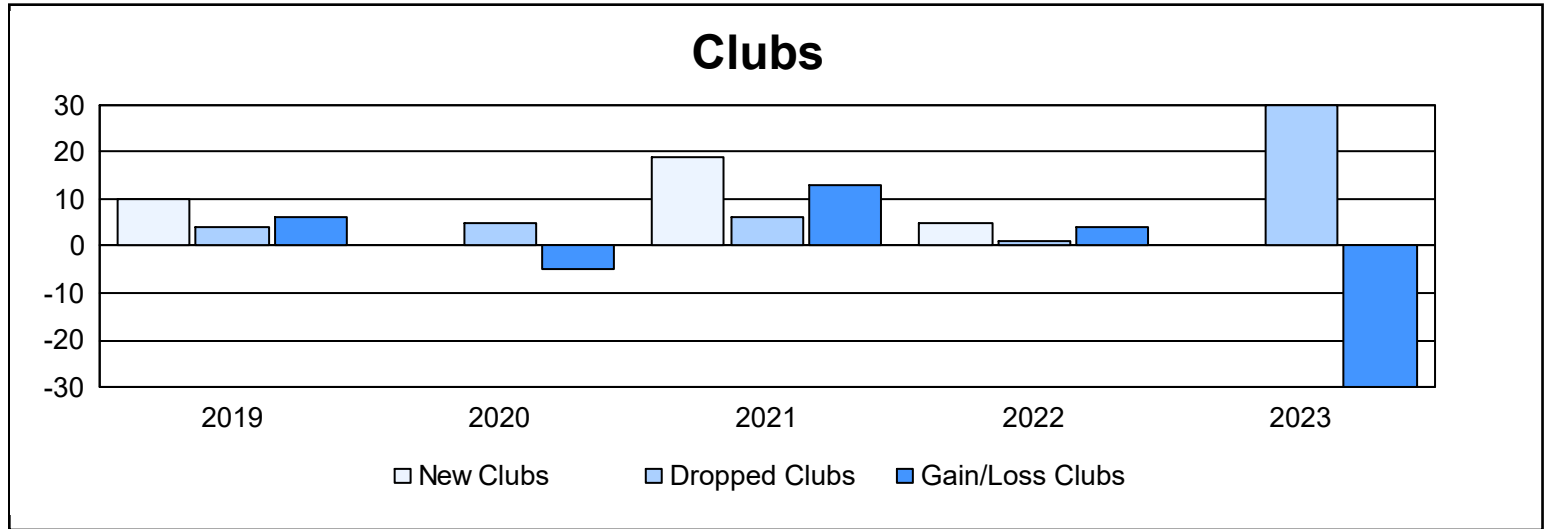
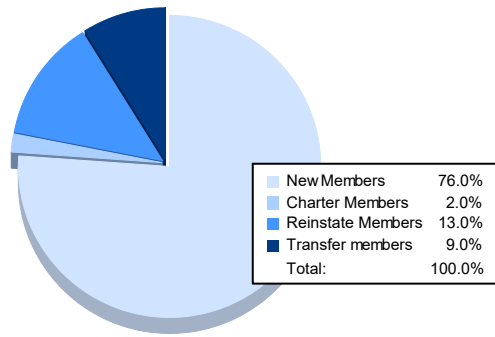


| Year           | New Clubs | Dropped Clubs | Gain/ Loss Clubs | New Members | Charter Members | Reinstate Members | Transfer Members | Total Member Added | Total Members Dropped | Gain/ Loss Members |
|----------------|-----------|---------------|------------------|-------------|-----------------|-------------------|------------------|--------------------|-----------------------|--------------------|
| 2018-2019      | 10        | 4             | 6                | 137         | 210             | 3                 | 6                | 356                | 390                   | -34                |
| 2019-2020      | 0         | 5             | -5               | 58          | 4               | 16                | 11               | 89                 | 394                   | -305               |
| 2020-2021      | 19        | 6             | 13               | 89          | 255             | 12                | 20               | 376                | 402                   | -26                |
| 2021-2022      | 5         | 1             | 4                | 114         | 101             | 6                 | 13               | 234                | 317                   | -83                |
| 2022-2023      | 0         | 30            | -30              | 76          | 2               | 13                | 9                | 100                | 230                   | -130               |
| <b>Average</b> | <b>7</b>  | <b>9</b>      | <b>-2</b>        | <b>95</b>   | <b>114</b>      | <b>10</b>         | <b>12</b>        | <b>231</b>         | <b>347</b>            | <b>-116</b>        |



### Membership Composition June 2023 Cumulative



### Gender Composition June 2023 Cumulative

